



Transfer and Articulation

CENTRAL WASHINGTON
UNIVERSITY



EASTERN WASHINGTON
UNIVERSITY



THE EVERGREEN STATE
COLLEGE



UNIVERSITY OF
WASHINGTON



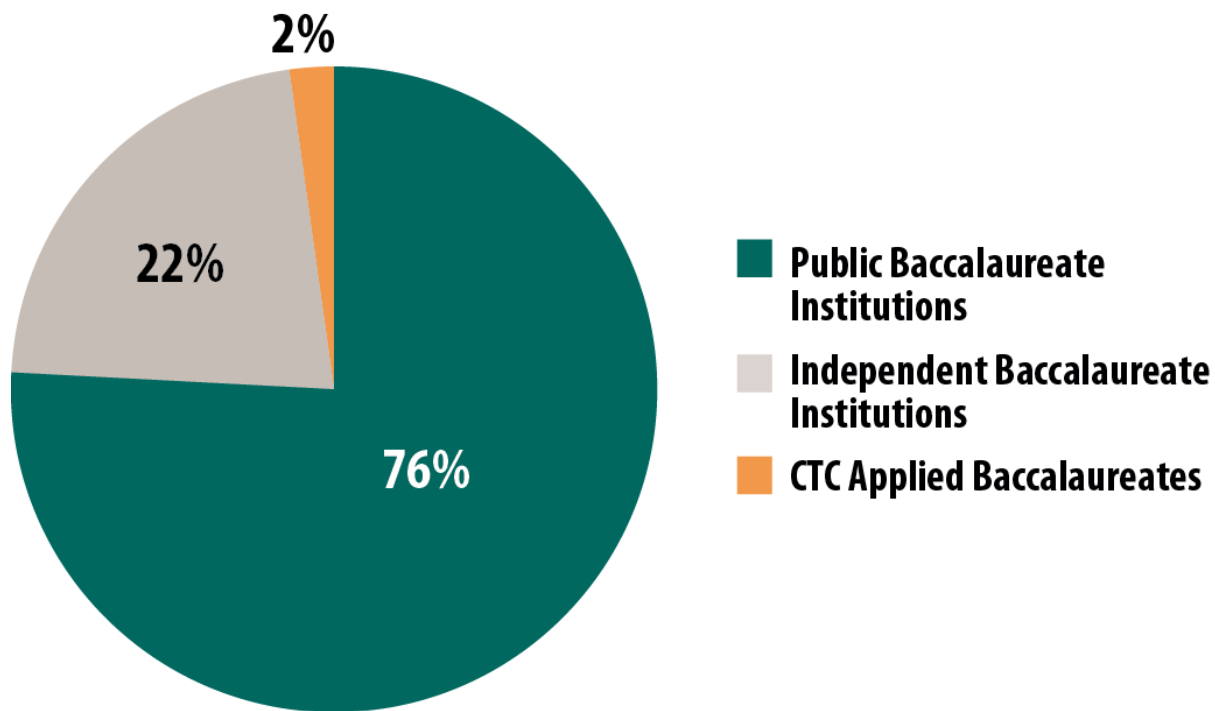
WASHINGTON STATE
UNIVERSITY



WESTERN WASHINGTON
UNIVERSITY

Transfer and Articulation

Percentage of Transfer Students to Baccalaureate Programs by Sector, 2013-14



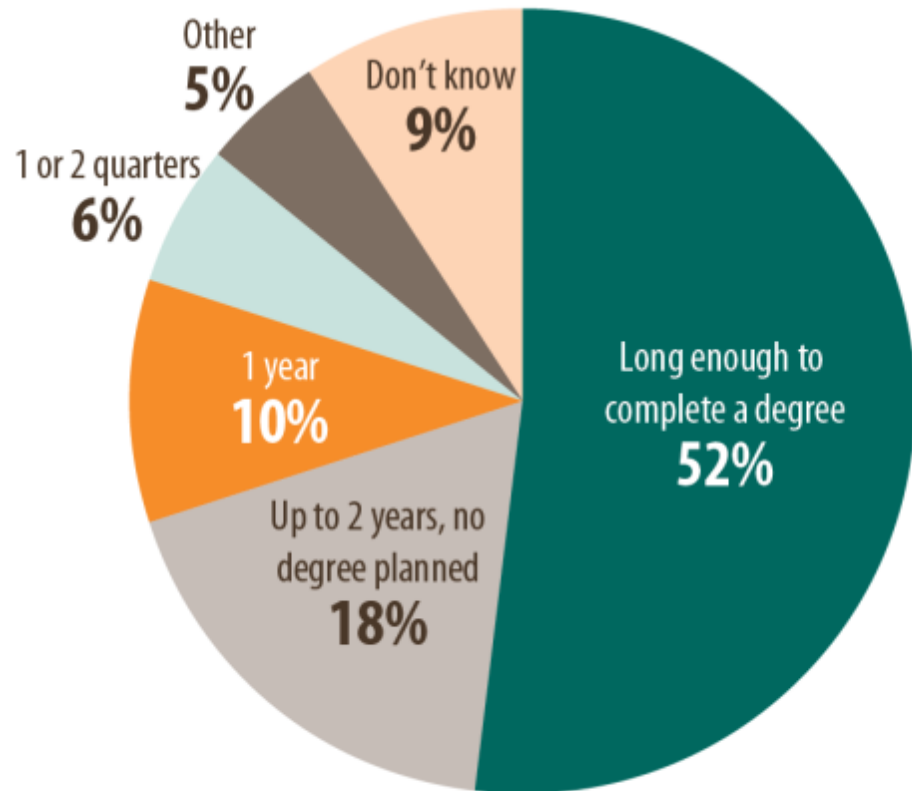
“Washington state is fortunate to have a 40-year history of public two- and four-year institutions working together to facilitate the transfer process for students.”

-- CCRC, Columbia University Teachers College, July 2014

Transfer in Washington

- In 2013-14 **40%** of community college students identified transfer as their purpose for attending a Washington community or technical college.
- In 2013-14 **37%** of all undergraduate students that entered the public baccalaureate sector were transfer students.

**New Transfer Students by Planned Length of Attendance
Fall 2014**



Source: SBCTC Academic Report 2013-14, ERDC Dashboard.

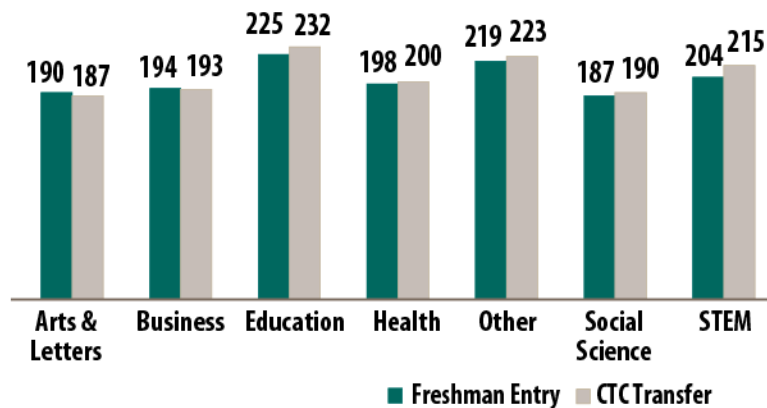
Transfer Degree Pathways

- Between 2009-10 and 2013-14 Washington experienced a **25% increase** in the overall number of students following a transfer degree pathway.
- The three-year graduation rate for DTA/AST transfer students who entered in fall 2010 was just over **71%** and climbed to **75.5%** four years after transfer.
- Transfer students without the DTA/AST transfer degrees did not completed at the same rate; **63.5%** completed in three years and just over **68%** completed within four years of transfer.

Transfer Students Progress and Completion

- In Washington transfer students graduate with a bachelor's degree with a similar number of total credits as those who start at a four-year institution as a freshman. This not true nationally.
- Washington students transfer with an associate degree and earn bachelor's degrees at much higher rates than students nationally.
- Transfer students earned **40%** of all bachelor's degrees at Washington public colleges and universities, including:
 - **47%** of business graduates
 - **46%** of health field graduates
 - **35%** of STEM major graduates

Median Credits to Degree by Entry Status in Washington



	WASHINGTON	NATIONALLY
BA within 3 years post-transfer ♦ <i>Transferred with AA</i>	71%	N/A
BA within 3 years post-transfer ♦ <i>No AA</i>	62%	N/A
BA within 6 years post-transfer ♦ <i>Transferred with AA</i>	82%	41%